

# Five X Finance & Investment Ltd.

CIN: L65910MH2010PLC201249

Regd. Off: 305, Krishna - A, Vishal Nagar, Marve Road, Malad (West), Mumbai - 400 064  
Tel: 022 60603001 / Email: fivexfinance@gmail.com / website: www.fivexfinance.com

## (1)(a) Statement showing ShareHolding Pattern

Name of the Company :	Five X Finance & Investment Limited
Scrip Code, name of the Scrip, Class of security :	536751 Equity Shares
Quarter Ended:	31.03.2015

Partly paid-up Shares	No. of Partly paid-up Shares	As a % of total No. of Partly paid-up Shares	As a % of Total no. of Shares of the Company
Held by Promoters/ Promoters Group	0	0.00	0.00
Held by Public	0	0.00	0.00
<b>TOTAL</b>	<b>0</b>	<b>0.00</b>	<b>0.00</b>

Outstanding Conv. Securities	No. of Outstanding Securities	As a % of Total no. of O/S Conv. Securities	As a % of Total no. of shares of the Co., assuming full conv.
Held by Promoters/ Promoters Group	0	0.00	0.00
Held by Public	0	0.00	0.00
<b>TOTAL</b>	<b>0</b>	<b>0.00</b>	<b>0.00</b>

Warrants :	No. of Warrants	As a % of Total no. of Warrants	As a % of Total no. of shares of the Co., assuming full conv.
Held by Promoters/ Promoters Group	0	0.00	0.00
Held by Public	0	0.00	0.00
<b>TOTAL</b>	<b>0</b>	<b>0.00</b>	<b>0.00</b>
<b>Total paid-up Capital of the Company assum- ing full conv. Of warrants &amp; securities</b>	<b>20554400</b>	<b>0.00</b>	<b>100.00</b>

For Five X Finance & Investment Ltd.




Director / Authorised Signatory

Scrip Code : S36751

Quarter Ended : 31.03.2015

Category code	Category of Shareholder	Number of Shareholders	Total number of shares	Number of shares held in dematerialized form	Total shareholding as a percentage of total number of shares		Shares pledged or otherwise encumbered	
					As a percentage of(A+B) <sup>1</sup>	As a percentage of (A+B+C)	Number of shares	As a % of Total No. of Shares
<b>(A)</b>	<b>Shareholding of Promoter and Promoter Group<sup>2</sup></b>							
1	Indian							
a	Individual/Huf	3	30811	30411	0.15	0.15	0.00	0.00
b	Central/State Gov	0	0	0	0.00	0.00	0.00	0.00
c	Bodies Corporates	4	1025710	1025710	4.99	4.99	0.00	0.00
d	Fins / Banks	0	0	0	0.00	0.00	0.00	0.00
e	Any Other specify	0	0	0	0.00	0.00	0	0.000
	Sub Total(A)(1)	7	1056521	1056121	5.14	5.14	0.00	0.00
2	Foreign							
a	Indv NRI/For Ind	0	0	0	0.00	0.00	0.00	0.00
b	Bodies Corporate	0	0	0	0.00	0.00	0.00	0.00
c	Institutions	0	0	0	0.00	0.00	0.00	0.00
d	Qualified For.inv.	0	0	0	0.00	0.00	0.00	0.00
e	Any Other Specify	0	0	0	0.00	0.00	0.00	0.00
	Sub Total(A)(2)	0	0	0	0.000	0.000	0	0.000
	Total Shareholding of Promoter and Promoter Group Total (A)= (A)(1)+(A)(2)	7	1056521	1056121	5.14	5.14	0.00	0.00
<b>(B)</b>	<b>Public shareholding</b>							
1	Institutions	0	0	0	0.00	0.00	0.00	0.00
a	Mutual Funds	0	0	0	0.00	0.00	0.00	0.00
b	Fins / Banks	0	0	0	0.00	0.00	0.00	0.00
c	Central/State Govt	0	0	0	0.00	0.00	0.00	0.00
d	Venture Cap Fund	0	0	0	0.00	0.00	0.00	0.00
e	Insurance Comp(s)	0	0	0	0.00	0.00	0.00	0.00
f	Foreign Ins invest	0	0	0	0.00	0.00	0.00	0.00
g	Foreign Ven Cap In	0	0	0	0.00	0.00	0.00	0.00
h	Qualified For.Inv.	0	0	0	0.00	0.00	0.00	0.00
i	Any Other -Specify	0	0	0	0.00	0.00	0.00	0.00
	Sub-Total (B)(1)	0	0	0	0.00	0.00	0.00	0.00
<b>B 2</b>	<b>Non-institutions</b>							
a	Bodies Corporates	156	4815479	4815479	23.43	23.43	0.00	0.00
b	Individuals							
	i) upto Rs 1-Lac	8080	6247654	5881223	30.40	30.40	0.00	0.00
	ii) above Rs1-Lac	201	8117731	7298371	39.49	39.49	0.00	0.00
c	Qualified For.inv.	0	0	0	0.00	0.00	0.00	0.00
d	Any Other -Clr-Mem	12	13204	13204	0.06	0.06	0.00	0.00
	-OCB	0	0	0	0.00	0.00	0.00	0.00
	-NRI	37	303811	303811	1.48	1.48	0.00	0.00
	Sub-Total (B)(2)	8486	19497879	18312088	94.86	94.86	0	0
<b>(B)</b>	<b>Total (B)= (B)(1)+(B)(2)</b>	<b>8486</b>	<b>19497879</b>	<b>18312088</b>	<b>94.86</b>	<b>94.86</b>	<b>0.00</b>	<b>0.00</b>
	<b>TOTAL (A)+(B)</b>	<b>8493</b>	<b>20554400</b>	<b>19368209</b>	<b>100.00</b>	<b>100.00</b>	<b>0.00</b>	<b>0.00</b>
<b>(C)</b>	<b>Held by Custodians against Depository Receipts</b>							
	PROMOTER & PRO GRP	0	0	0	0.00	0.00	0.00	0.00
	PUBLIC	0	0	0	0.00	0.00	0.00	0.00
	Grand Total (C)	0	0	0	0.00	0.00	0.00	0.00
	<b>GRAND TOTAL (A)+(B)+(C)</b>	<b>8493</b>	<b>20554400</b>	<b>19368209</b>	<b>100.00</b>	<b>100.00</b>	<b>0.00</b>	<b>0.00</b>

For Five X Finance &amp; Investment Ltd.


  
Director / Authorised Signatory



**(I)(b) Statement showing holding of securities (including shares, warrants, convertible securities) of persons belonging to the category "Promoter and Promoter Group"**

Sr. No.	Name of the shareholder	Details of the Shares held		Encumbered Shares			Details of warrant		Details of convertible securities		Total shares (including underlying full conversion of warrant and convertible securities) as a % of diluted share capital
		Number of shares held	As a % of grand total (A)+(B)+( C)	Number	% of Total shares held	As a % of grand total (A)+(B)+( C)	Number of warrants held	As a % of total No of warrants of the same class	Number of convertible securities held	As a % of total No of convertible securities of the same class	
1	Rockon Fintech Limited	811680	3.95	0.00	0.00	0.00	0.00	0.00	0.00	0.00	0.00
2	Handful Investrade Pvt Ltd	131550	0.64	0.00	0.00	0.00	0.00	0.00	0.00	0.00	0.00
3	Tilak Finance Ltd	64000	0.31	0.00	0.00	0.00	0.00	0.00	0.00	0.00	0.00
4	Tanu Giriraj Agrawal	28400	0.14	0.00	0.00	0.00	0.00	0.00	0.00	0.00	0.00
5	Axon Infotech Ltd	18480	0.09	0.00	0.00	0.00	0.00	0.00	0.00	0.00	0.00
6	Girraj Kishor Agrawal	2011	0.01	0.00	0.00	0.00	0.00	0.00	0.00	0.00	0.00
7	Tanu G Agrawal	400	0.00	0.00	0.00	0.00	0.00	0.00	0.00	0.00	0.00
	<b>Total</b>	<b>1056521</b>	<b>5.14</b>	<b>0.00</b>	<b>0.00</b>	<b>0.00</b>	<b>0.00</b>	<b>0.00</b>	<b>0.00</b>	<b>0.00</b>	<b>0.00</b>

For Five X Finance & Investment Ltd.



Director / Authorised Signatory

(I)(c) Statement showing holding of securities (including shares, warrants, convertible securities) of persons belonging to category "Public" and holding more than 1% of total number of shares									
Sr. No.	Name of the shareholder	Number of shares	Shares as a percentage of total number of shares (i.e., Grand Total (A)+(B)+(C) indicated in Statement at para (I)(a) above)	Details of warrant		Details of convertible securities		Total shares (including underlying shares assuming full conversion of warrant and convertible securities) as a % of diluted share capital	
				Number of warrants held	As a % of total No of warrants of the same class	Number of convertible securities held	As a % of total No of convertible securities of the same class		
1	IQM5 Software Limited	1616057	7.86	0.00	0.00	0.00	0.00	0.00	
2	Isairis Trading Pvt. Ltd.	864957	4.21	0.00	0.00	0.00	0.00	0.00	
3	Rajeev Viswambharan Susheela	808000	3.93	0.00	0.00	0.00	0.00	0.00	
4	SSJ Finance & Securities Pvt. Ltd.	717254	3.49	0.00	0.00	0.00	0.00	0.00	
5	Manmohan Sahu	400000	1.95	0.00	0.00	0.00	0.00	0.00	
6	Prahlad Rai Inani	367440	1.79	0.00	0.00	0.00	0.00	0.00	
7	Opieep V. S.	320000	1.56	0.00	0.00	0.00	0.00	0.00	
8	Monyo Industries Ltd.	303690	1.48	0.00	0.00	0.00	0.00	0.00	
9	Nitin Tyagi	257230	1.25	0.00	0.00	0.00	0.00	0.00	
10	Anil kumar Poddar	207095	1.01	0.00	0.00	0.00	0.00	0.00	
	<b>Total</b>	<b>5861723</b>	<b>28.52</b>	<b>0.00</b>	<b>0.00</b>	<b>0.00</b>	<b>0.00</b>	<b>0.00</b>	

For Five X Finance & Investment Ltd.

  
Director / Authorised Signatory

Statement showing holding of securities (including shares, warrants, convertible securities) of persons belonging to category "Public" and holding more than 5% of total number of shares									
Sr. No.	Name of the shareholder	Number of shares	Shares as a percentage of total number of shares (i.e., Grand Total (A)+(B)+(C) indicated in Statement at para (1)(a) above)	Details of warrant		Details of convertible securities		Total shares (including underlying shares of warrant and convertible securities) as a % of diluted share capital	
				Number of warrants held	As a % of total No of warrants of the same class	Number of convertible securities held	As a % of total No of convertible securities of the same class		
1	IQMS Software Limited	1616057	7.86	0.00	0.00	0.00	0.00	0.00	
	<b>Total -Public [ 5% &amp; above ]</b>	<b>1616057</b>	<b>7.86</b>	<b>0.00</b>	<b>0.00</b>	<b>0.00</b>	<b>0.00</b>	<b>0.00</b>	

For Five X Finance & Investment Ltd.

*P. Prakash*

Director / Authorised Signatory

(I) (d) **Statement showing details of locked In shares**

Sr.No	Name of the Shareholder	No. of locked in shares	Locked in shares as a percentage of total number of shares (i.e. grand total (A) + (B) + © indicated in statement at para (I) (a) above
1	N.A	0	0
	<b>Total</b>	0	0


For Five X Finance & Investment Ltd.

  
Director / Authorised Signatory

(II) (a) Statement showing details of Depository Receipts

Sr.No	Type of outstanding Depository Receipts (ADRs, GDRs, SDRs)	Number of outstanding DRs	Number of shares underlying outstanding DRs	Shares underlying outstanding DRs as a percentage of total no. of shares {i.e. Grand Toatal (A) + (B) + (C) Indicated in statement at para (I) (a) above
1	N.A	0	0	0
	<b>Total</b>	<b>0</b>	<b>0</b>	<b>0</b>

For Five X Finance & Investment Ltd.

  
Director / Authorised Signatory

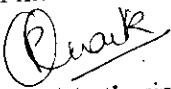


**Statement showing holding of Depository receipts (DRs), where underlying shares**

**(II) (b) held by promoter/ promoter group are in excess of 1% of the total number of shares**

Sr.No	Name of the DR holder Type of outstanding Depository Receipts (ADRs, GDRs, SDRs)	Number of shares underlying outstanding DRs	Shares underlying outstanding DRs as a percentage of total no. of shares (i.e. Grand Total (A) + (B) + (C) indicated in statement at para (I) (a) above
1	Nil	0	0
2			
	<b>Total</b>	<b>0</b>	<b>0</b>

For Five X Finance & Investment Ltd.

  
Director / Authorised Signatory