

Five X Finance & Investment Ltd.

Regd. Off: 305, Krishna - A, Vishal Nagar, Marve Road, Malad (West), Mumbai - 400 064
Tel: 022 60603001 Email: fivexfinance@gmail.com website: www.fivexfinance.com

Introductory sub-table (I)(a)

Name of the Company: Five X Finance & Investment Limited			
Scrp Code, Name of the scrip, class of security: BSE Code - 536751			
Quarter ended: 31/03/2014			
Partly paid-up shares:-	No. of partly paid-up shares	As a % of total no. of partly paid-up shares	As a % of total no. of shares of the company
Held by promoter/promoter group	0	0	0
Held by public	0	0	0
Total - D	0	0	0
Outstanding convertible securities:-	No. of outstanding securities	As a % of total no. of outstanding convertible securities	As a % of total no. of shares of the company, assuming full conversion of the convertible securities
Held by promoter/promoter group	0	0	0
Held by public	0	0	0
Total - E	0	0	0
Warrants:-	No. of warrants	As a % of total no. of warrants	As a % of total no. of shares of the company, assuming full conversion of warrants
Held by promoter/promoter group	0	0	0
Held by public	0	0	0
Total - F	0	0	0
Total paid-up capital of the company, assuming full conversion of warrants and convertible securities	20554400	0	0

For Five X Finance & Investment Ltd.


 Director / Authorised Signatory

Statement Showing Shareholding Pattern


Table (I)(a)

Category Code	Category of Shareholder	Number of Shareholders	Total number of shares	Number of shares held in dematerialized form	Total shareholding as a percentage of total number of shares		Shares Pledged or otherwise encumbered	
					As a percentage of (A+B) ¹	As a percentage of (A+B+C)	Number of shares	As a percentage
(I)	(II)	(III)	(IV)	(V)	(VI)	(VII)	(VIII)	(IX) = (VIII)/(IV)*100
(A)	Shareholding of Promoter and Promoter Group							
1	Indian							
(a)	Individuals/ Hindu Undivided Family	3	30811	30411	0.15	0.15	0	0.00
(b)	Central Government/ State Government(s)	0	0	0	0.00	0.00	0	0.00
(c)	Bodies Corporate	4	1025283	1025283	4.99	4.99	0	0.00
(d)	Financial Institutions/ Banks	0	0	0	0.00	0.00	0	0.00
(e)	Any Others(Specify)	0	0	0	0.00	0.00	0	0.00
(e-i)	Directors	0	0	0	0.00	0.00	0	0.00
(e-ii)	Directors Relative	0	0	0	0.00	0.00	0	0.00
(e-iii)	Person Acting In Concert	0	0	0	0.00	0.00	0	0.00
	Sub Total(A)(1)	7	1056094	1055694	5.14	5.14	0	0.00
2	Foreign							
a	Individuals (Non-Residents Individuals/ Foreign Individuals)	0	0	0	0.00	0.00	0	0.00
b	Bodies Corporate	0	0	0	0.00	0.00	0	0.00
c	Institutions	0	0	0	0.00	0.00	0	0.00
d	Any Others(Specify)	0	0	0	0.00	0.00	0	0.00
	Sub Total(A)(2)	0	0	0	0.00	0.00	0	0.00
	Total Shareholding of Promoter and Promoter Group (A)= (A)(1)+(A)(2)	7	1056094	1055694	5.14	5.14	0	0.00
(B)	Public shareholding							
1	Institutions							
(a)	Mutual Funds/ UTI	0	0	0	0.00	0.00	0	0.00
(b)	Financial Institutions/ Banks	0	0	0	0.00	0.00	0	0.00
(c)	Central Government/ State Government(s)	0	0	0	0.00	0.00	0	0.00
(d)	Venture Capital Funds	0	0	0	0.00	0.00	0	0.00
(e)	Insurance Companies	0	0	0	0.00	0.00	0	0.00
(f)	Foreign Institutional Investors	0	0	0	0.00	0.00	0	0.00
(g)	Foreign Venture Capital Investors	0	0	0	0.00	0.00	0	0.00
(h)	Any Other (specify)	0	0	0	0.00	0.00	0	0.00
	Sub-Total (B)(1)	0	0	0	0.00	0.00	0	0.00
B 2	Non-Institutions							
(a)	Bodies Corporate	187	6268962	6268962	30.50	30.50	0	0.00
(b)	Individuals							
i	Individual shareholders holding nominal share capital up to Rs 1 lakh	8221	6040408	5673977	29.39	29.39	0	0.00
ii	Individual shareholders holding nominal share capital in excess of Rs. 1 lakh.	179	6841035	6021675	33.28	33.28	0	0.00
(c)	Any Other (specify)	0	0	0	0.00	0.00	0	0.00
(c-i)	NRI (Repeat & Non-Repeat)	38	324469	324469	1.58	1.58	0	0.00
(c-ii)	Hindu Undivided Family (HUF)	0	0	0	0.00	0.00	0	0.00
(c-iii)	Clearing Member	19	23432	23432	0.11	0.11	0	0.00
	Sub-Total (B)(2)	8644	19498306	18312515	94.86	94.86	0	0.00
(B)	Total Public Shareholding (B)= B)(1)+(B)(2)	8644	19498306	18312515	94.86	94.86	0	0.00
	TOTAL (A)+(B)	8651	20554400	19368209	100.00	100.00	0	0.00
(C)	Shares held by Custodians and against which Depository Receipts have been issued							
1	Promoter and Promoter Group							
1	Promoter and Promoter Group	0	0	0	0	0.00	0	0.00
2	Public							
2	Public	0	0	0	0	0.00	0	0.00
	Sub-Total (C)	0	0	0	0	0	0	0.00
	GRAND TOTAL (A)+(B)+(C)	8651	20554400	19368209	100.00	100.00	0	0.00

For Five X Finance & Investment Ltd.


 Director / Authorised Signatory

Sr.No	Notes
1	
2	
3	
4	
5	
6	
7	
8	
9	

For Five X Finance & Investment Ltd.

Director / Authorised Signatory

**(1)(b) - Statement showing holding of securities (including shares, warrants, convertible securities) of persons belonging to the category
"Promoter"**

Sr. No.	Name of the shareholder	Details of Shares held			Encumbered shares (*)			Details of warrants			Details of convertible securities		Total shares (including underlying shares assuming full conversion of warrants and convertible securities) as a % of diluted share capital
		Number of shares held	As a % of grand total (A)+(B)+(C)	No.	As a percentage (VI)=(V)/(III)*100	As a % of grand total (A)+(B)+(C) of sub-clause (i)(a)	Number of warrants held	As a % total number of warrants of the same class	Number of convertible securities held	As a % total number of convertible securities of the same class			
(i)	(ii)	(iii)	(iv)	(v)	(vi)=(v)/(iii)*100	(vii)	(viii)	(ix)	(x)	(xi)	(xii)		
1	Rockon Fintech Ltd	811253	3.95	0	0.00	0.00	0	0.00	0	0.00	3.95		
2	Tilak Finance Ltd	64000	0.31	0	0.00	0.00	0	0.00	0	0.00	0.31		
3	Axon Infotech Ltd	18480	0.09	0	0.00	0.00	0	0.00	0	0.00	0.09		
4	Girraj Kishor Bankeyal Agrawal	2011	0.01	0	0.00	0.00	0	0.00	0	0.00	0.01		
5	Tanu Girraj Kishor Agarwal	400	0.00	0	0.00	0.00	0	0.00	0	0.00	0.00		
6	Handful Investrade Pvt Ltd	131550	0.64	0	0.00	0.00	0	0.00	0	0.00	0.64		
7	Tanu Girraj Kishor Agarwal	28400	0.14	0	0.00	0.00	0	0.00	0	0.00	0.14		
	TOTAL	1056094	5.14	0	0.00	0.00	0	0.00	0	0.00	5.14		


(*) The term "encumbrance" has the same meaning as assigned to it in regulation 28(3) of the SAST Regulations, 2011

For Five X Finance & Investment Ltd.

 Director / Authorised Signatory


(II) (a) - Statement showing details of Depository Receipts (DRs)

Sr. No.	Type of outstanding DR (ADRs, GDRs, SDRs, etc.)	Number of outstanding DRs	Number of shares underlying outstanding DRs	Shares underlying outstanding DRs as a percentage of total number of shares {i.e., Grand Total (A)+(B)+(C) indicated in Statement at para (I)(a) above}
1	Nil			0.00
2				0.00
3				0.00
4				0.00
5				0.00
6				0.00
7				0.00
TOTAL		0	0	0.00

For Five X Finance & Investment Ltd

 Director / Authorised Signatory

(II) (b) - Statement showing holding of Depository Receipts (DRs), where underlying shares held by "Promoter/promoter group" are in excess of 1% of the total number of shares

Sr. No.	Name of the DR Holder	Type of outstanding DR (ADRs, GDRs, SDRs, etc.)	Number of shares underlying outstanding DRs	Shares underlying outstanding DRs as a percentage of total number of shares (i.e., Grand Total (A)+(B)+(C) indicated in Statement at para (I)(a) above)
1				0.00
2				0.00
3				0.00
4				0.00
5				0.00
6				0.00
7				
TOTAL				0.00

For Five X Finance & Investment Ltd.

 Director / Authorised Signatory